

# Premium

## Mechanical & Electrical Breakdown Cover

Including...

Includes Parts, Labour and VAT

National Repair Network

3 Month to 3 Year options available

Fast Payment of Repairs

Comprehensive Parts Cover\*

Transferable\*

Straight Forward Repair Request Process

## CAN YOU AFFORD THE REPAIR COSTS?

 **TURBO**  
TYPICAL COST £825

 **STARTER MOTOR/ALTERNATOR**  
TYPICAL COST £375

 **ELECTRIC WINDOWS**  
TYPICAL COST £395

 **AIR CONDITIONING**  
TYPICAL COST £895

 **ENGINE CONTROL UNIT (ECU)**  
TYPICAL COST £795

**MOTORTRADER**  
INDUSTRY AWARDS 2019  
**WINNER**

Warranty/Added-Value Insurance  
Products Provider of the Year Award

**In-car entertainment systems (ICE) and Satellite Navigation systems.** Please note that these items will be covered up to 50% including VAT, of your repair request, on original manufacturer's equipment up to a maximum of £500. Premium only\*

**Air conditioning.** Air conditioning and climate control systems. Please note that these items will be covered up to a maximum of 50% including VAT, of your repair request limit up to a maximum of £1000. Premium only\*

**ITEMS LISTED ARE TYPICALLY COVERED FOR MECHANICAL FAILURE**

**Driver Interface Systems.** Please note that these items will be covered up to 50% including VAT, of your repair request limit, on original manufacturer's equipment up to a maximum of £1000. Premium only\*

**Hybrid Batteries** Please note that these will be covered up to 50% including VAT, of your repair request limit, on original manufacturer's equipment up to a maximum of £1000. Premium only\*
















WHAT'S INCLUDED IN MY SERVICE CONTRACT?

 PREMIUM  
 SELECT  
 TRIPLE 3










### SUSPENSION

Wheel Bearings *		
Coil Springs*		
Active Suspension		















### TRANSMISSION / DRIVETRAIN

Drive Shafts		
Universal Joints and Couplings		
Suspension		
Half Shafts		
Manual Gearbox		
Automatic Gearbox		
Torque Converter		
Differential		

### ENGINE COOLING SYSTEM










Water Pump		
Engine Cooling Fan		
Thermostat		
Radiator		
Engine Oil Cooler and Heater Matrix		
Coolant Temperature Sensor		











### FUEL SYSTEM





Mechanical or Electrical Fuel Pumps		
Tank Sender Unit		
Airflow Meter		
NOX Sensor		
Injectors		
Oxygen Sensor		
Idle Control Valve		
Throttle Body		
Map Sensor		

### FRONT AND REAR BRAKES

Brake Master Cylinder		
Brake Servo		
Anti Locking Brake System-ABS		
ABS Modulator		
Wheel Speed Sensors		

HYBRID AND ELECTRIC VEHICLES	
Power Controller	
Electric Drive Motor	
Power Converter	
Power Inverter Module	
Coolant Heater	
On Board Charger	
Heat Exchanger	
Regenerative Brake Systems (Excludes Brake Pads & Discs)	
Hybrid Vehicle Control Modules	
Electric Vehicle Control Modules	
Electrical Battery Unit HVB* (High Voltage Battery Pack)	
Cell Groups* (Repair only, excludes Cell degradation and Cell damage due to over or under charging or water ingress)	

ELECTRICAL SYSTEM	
Starter Motor and Alternator	
Stop/ Start Technology	
Electric Window Motors and Switches	
Sunroof Motor and Switch	
Central Locking Motors	
Front and Rear Windscreen Wipers and Washer Motors	
Heater Fan Motor	
Multi-function Stalk Switch	
Convertible Roof Motors, Switches and Sensors	
Ignition Coils	

STEERING (INCLUDING POWER ASSISTED STEERING)	
Steering Rack	
Steering Box	
PAS Pump	
Electronic Power Steering	

ENGINE	
Rocker Assembly	
Hydraulic Followers	
Inlet and Exhaust Valves*	
Valves, Springs and Guides	
Cylinder Head	
Cylinder Head Gasket	
Camshaft and Followers	
Timing Gears and Chains	
Oil Pump, Pistons and Rings	
Cylinder Bores	
Con Rods	
Gudgeon Pins	
Inlet Manifold*	
Flywheel	
Turbo	

ENGINE MANAGEMENT	
Engine Electronic Control Unit Only	

# WE HAVE YOU COVERED...

\* Age and mileage limitations apply. Please see booklet for details.